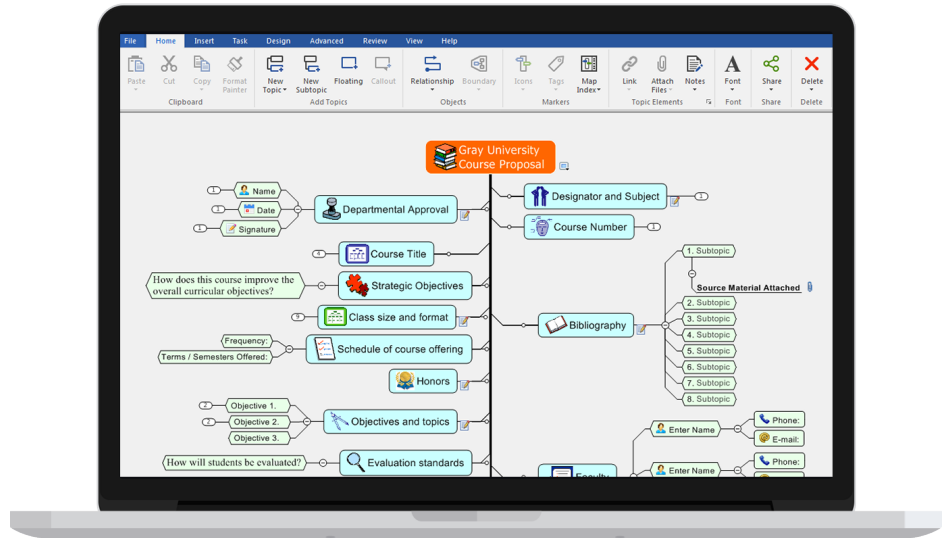


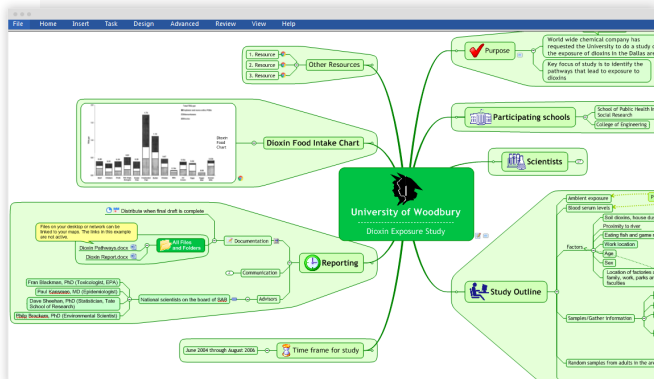
MindManager – a central & visual tool for better organisation and efficiency in the education sector

Seeing is understanding. Faculty, students and staff can all use MindManager maps and diagrams like virtual whiteboards to capture, organize and communicate their best thinking. Take notes, do research and create written work using a visual framework that makes it easy to organize complex information. Plan courses and lectures in a format that lets you display the big picture and drill down to the details, all in a single view. Academic staff can take advantage of extensive project and business planning tools, including budgeting and forecasting.



FOR FACULTY

MindManager makes preparing courses and lessons easier and communicating with students more effective. Plan lessons and maps in maps that are convenient for you to reference and for students to follow. MindManager is invaluable for organizing research, with built-in tools for searching, indexing and filtering complex information. Benefits include:



Faculty can organize research/course content and present results in a single view

Improved Course Planning

MindManager's visual environment is perfect for planning courses, since entire lectures can be mapped out and organized into a schedule of lectures and assignments. Relevant source material can be easily incorporated via attachments and links.

Enhanced Presentations

MindManager illustrates information visually, so students can readily see the relationship that exist between different topics and "connect the dots" for improved understanding. Easily share slides, spreadsheets, images and websites in context.

A Better Way to Organize Research

Gathering and analyzing research is a key activity, whether to support lectures or scholarly publications. MindManager lets you aggregate and organize a vast array of data, with search, filters and indexing to aid analysis. Export to Microsoft and Apple apps as needed.

FOR STUDENTS

From lectures to readings and research, MindManager helps students organize course materials and homework assignments. It's easy to capture notes, add attachments and links and then pull together an outline for written assignments. Benefits include:

Better Note Taking

MindManager supports the way people learn. Students can write out their thoughts and see the connections across ideas and information. Visual learners can add images, colours and icons to highlight key concepts.

Expert Presentations

Mapping out information not only makes it easier to understand – it makes it easier to present. MindManager lets you show the big picture and then drill down to the details to answer questions.



MindManager helps students organize their work

Effective Research

Use MindManager to organize research into major topics and subtopics, using attachments and links that can be viewed in context, without having to jump from app to app or website to website.

Greater Efficiency

Map out written work in MindManager and easily export to Microsoft or Apple office apps for final delivery.

FOR ADMINISTRATORS

Professionals in academic environments are as varied as in other enterprises and, in addition to academic-specific processes, also are tasked with managing projects and processes, creating business plans, and maintaining/enhancing technical systems. MindManager helps streamline the completion of these responsibilities. Benefits include:

Improve Project Management

Successful projects depend on effective management of expectations and commitments. MindManager helps keep teams in alignment on decisions and tradeoffs. Define goals, prioritize issues, capture stakeholder input, and validate requirements—all in one application.

Better Communicate Complex Information

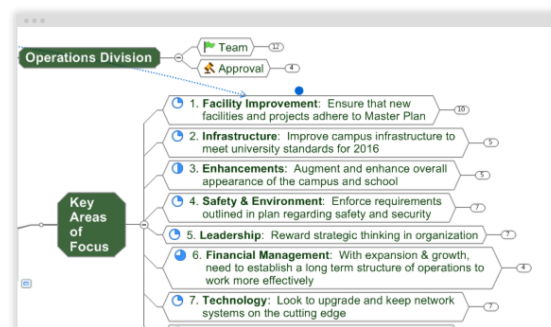
Brainstorming, organizing information, sharing knowledge, and planning projects with mind maps and flowcharts increases clarity and understanding. MindManager gives you the ability to present the big picture and display details as needed.

Analyse Systems

In addition to mind maps, MindManager now enables creation of flowcharts, swimlanes, and other diagrams that illustrate process and data flows, giving administrators a complete solution for documenting and communicating systems issues and solutions.

Streamline Standard Processes

MindManager enables creation and distribution of visual templates for creating and presenting complex information. Course proposal templates, for example, can specify required information and, at the same time, include supporting attachments and links that provide more detail.



Extensive project and business planning tools aid Administrators